

GGL/SEC/2024/1330

7th August, 2024

BSE Limited, Phiroze Jijibhoy Tower, Dalal Street, Mumbai	National Stock Exchange of India Ltd, Exchange Plaza, 5 th Floor, Plot No. C/1, G Block, Bandra Kurla Complex, Bandra (East), Mumbai
Company Code: BSE-GUJGAS	Company Code: NSE-GUJGASLTD

Sub: Intimation under Regulation 30 of the SEBI (Listing Obligations and Disclosure Requirements) Regulations, 2015

Respected Sir/ Madam,

We are pleased to enclose herewith the Investor Presentation Q1 FY- 2024 - 25. The same will be made available on the website of the Company viz. www.gujaratgas.com.

The said presentation will also be used for Investor /Analyst Meets by GGL.

This is for your information and records.

Thanking you,

For, Gujarat Gas Limited

Sandeep Dave
Company Secretary

Enclosure as above




GUJARAT GAS

#FUELINGTHEGROWTH

Evolving GREEN ENERGY to New Heights PAN India!

GUJARAT GAS LIMITED
INVESTOR PRESENTATION

Q1FY 2024-25



Safe Harbor Statement

Statements in this presentation may contain forward-looking information concerning Gujarat Gas Limited (“Gujarat Gas” or “Company”)’s strategy, operations, financial performance or condition, outlook, growth opportunities or circumstances in the sectors or markets in which the Company operates. Forward-looking statements can sometimes be identified by the use of forward-looking words such as "may", "believe", "will", "expect", "project", "estimate", "should", "anticipate", "plan", "continue", "seek", "pro forma", "potential", "target", "forecast", "intend" or other similar words or expressions of the narrative thereof and by their nature, involve uncertainty because they depend on future circumstances, and relate to events, not all of which are in the Company’s control or can be predicted by the Company. Although the Company believes that the expectations reflected in such forward-looking statements are reasonable, no assurance can be given that such expectations will prove to have been correct. Actual results could differ materially from those set out in the forward-looking statements. For a detailed analysis of the factors that may affect our business, financial performance or results of operations, we urge you to look at the relevant article on Risk Management included in the Company’s latest Annual Report. Presentation is not, and nothing in it should be construed as, an offer, invitation or recommendation in respect of the Company’s securities or an offer, invitation or recommendation to sell, or a solicitation of an offer to buy the Company’s securities. Neither this presentation nor anything in it shall form the basis of any contract/commitment or in connection with any investment decision. This presentation is not intended to be relied upon as advice to investors or potential investors and does not take into account the investment objectives, financial situation or needs of any investor. No representation or warranty, express or implied, is provided in relation to the fairness, accuracy, correctness, completeness or reliability of the information, opinions or conclusions expressed herein.

The Group – presence across natural gas value chain



Gujarat State Petroleum Corporation (GSPC)

India's second largest natural gas trading company



Gujarat State Petronet Limited (GSPL)

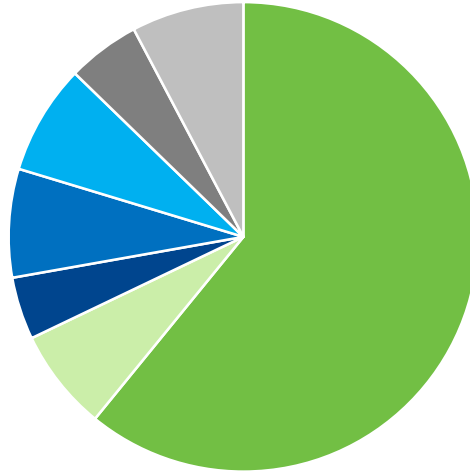
India's second largest natural gas transmission company



Gujarat Gas Limited (GGL)

India's leading City Gas Distribution (CGD) company

Shareholding Pattern



60.89%
Promoter Group
Shareholding

7.01%
Companies where
Government is a promoter

4.31%
Foreign Portfolio Investors

7.47%
Mutual Funds

7.58%
Bodies Corporate

4.79%
Resident Individuals

7.95%
Others

Promoter Group % of Share Holding

54.17%

Gujarat State Petronet Ltd.

6.53%

Government of Gujarat

0.19%

Gujarat State Energy
Generation Ltd.

60.89%

Promoters' Shareholding

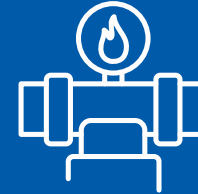
**As on June 30, 2024*

Gujarat Gas – India's Leading CGD Company



27

CGD Authorizations



40,200+

Kms of Gas Pipeline Network*



811

CNG Stations*



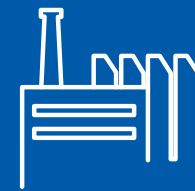
21.52 Lakh+

PNG Domestic Connections*



15,200+

PNG Commercial Connections*

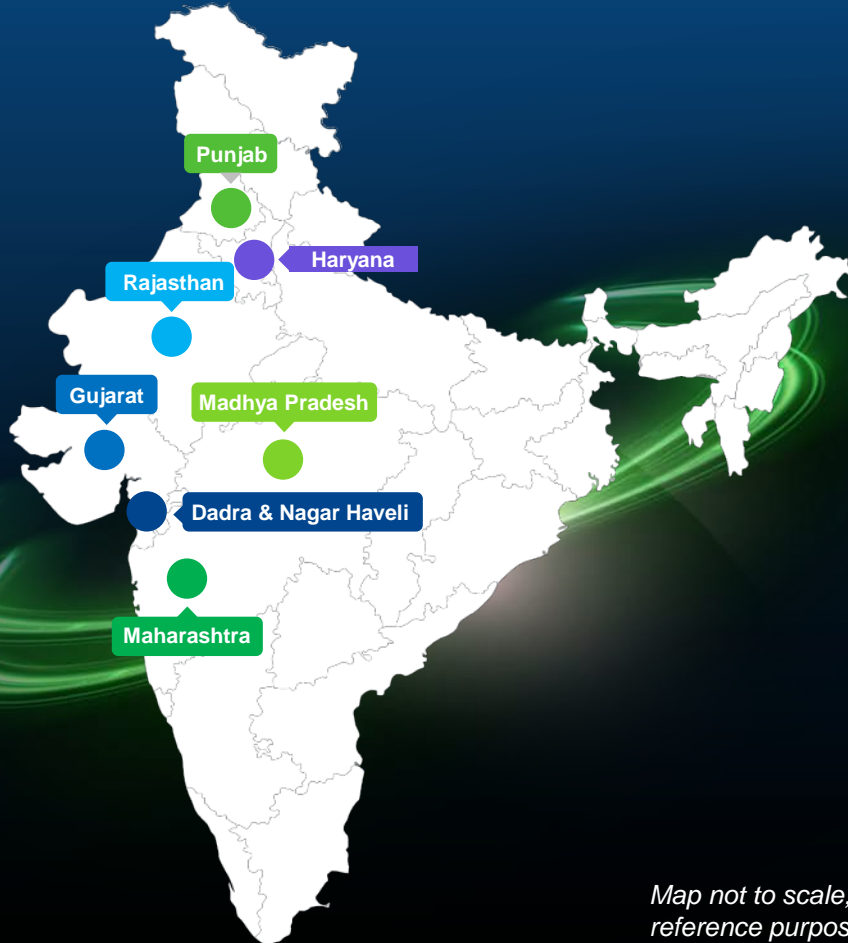


4,400+

PNG Industrial Connections*

* As on June 30, 2024

Gujarat Gas – CGD Licenses across 6 states & 1 UT



Map not to scale, only for reference purpose

- Ahmedabad District*
- Amreli District
- Anand District*
- Bhavnagar
- Dahej-Vagra Taluka
- Dahod District
- Hazira
- Jamnagar
- Kutch (West)
- Nadiad
- Narmada (Rajpipla) District
- Navsari
- Panchmahal District
- Rajkot (Including Morbi)
- Surat – Bharuch – Ankleshwar
- Surendranagar
- Valsad

Union Territory of Dadra & Nagar Haveli

Palghar District and Thane Rural

Ujjain District*, Dewas District* and Indore District*

Jhabua	Banswara
Ratlam	Dungarpur Districts

Jalore and Sirohi District

Sirsa, Fatehabad and

Mansa (Punjab) Districts

Amritsar	Bhatinda
----------	----------

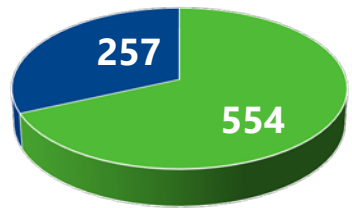
Ferozepur, Faridkot and Sri Muktsar Sahib Districts

Hoshiarpur and Gurdaspur Districts

*Except area already authorized

CNG stations in Gujarat and Outside Gujarat across States

CNG Stations



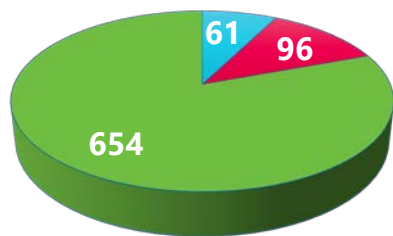
811

Total

As on June 30, 2024

■ Gujarat ■ Outside Gujarat

Type of CNG Stations



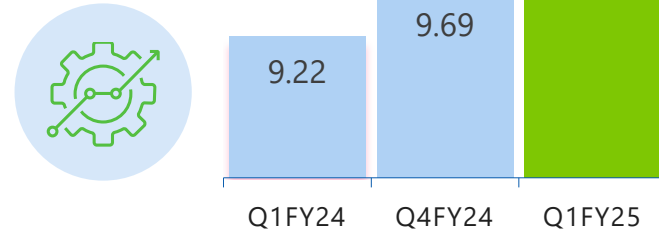
■ COCO ■ Franchisee ■ OMCs



Gas Sales: Q1 FY25


Total Volume

10.98 mmcmd




CNG

2.98 mmcmd



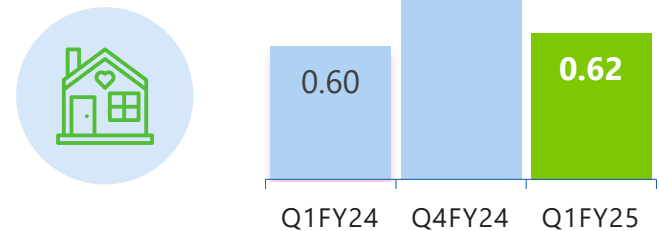
PNG - Industrial

7.25 mmcmd



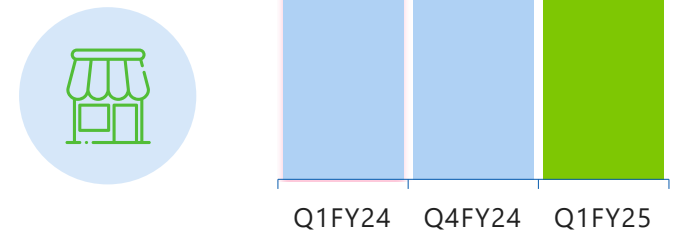
PNG - Domestic

0.62 mmcmd



PNG - Commercial

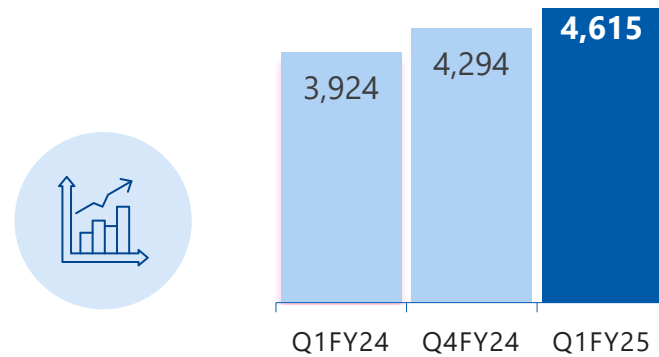
0.13 mmcmd



Standalone Financial Highlights: Q1 FY25

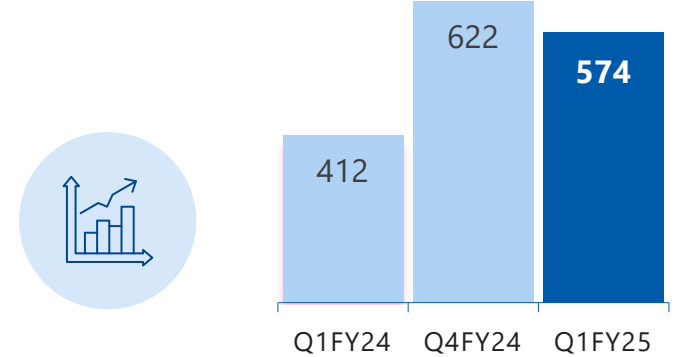
Revenue from Operations

₹ 4,615 Crore



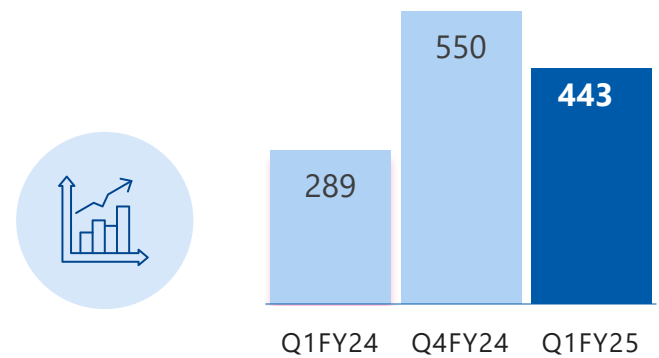
EBITDA*

₹ 574 Crore



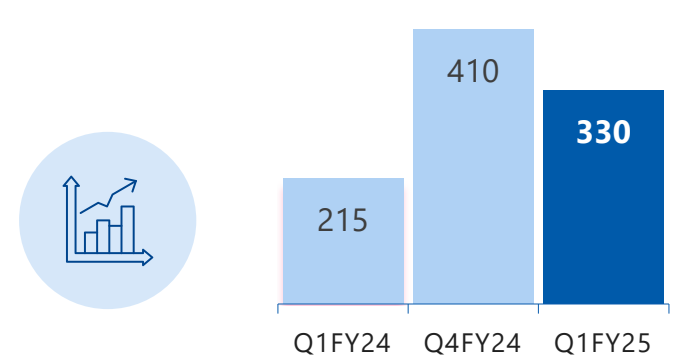
Profit before Tax

₹ 443 Crore



Profit after Tax

₹ 330 Crore



**Previous period EBITDA reclassified to include interest income*

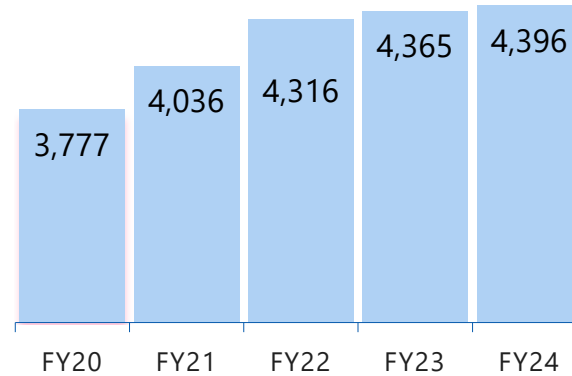
Business Updates

- Highest ever CNG volumes of 2.98 mmscmd in Q1 FY25 on the back of investments in station infrastructure (14% higher than Q1 FY24)
- New Industrial customers having 2 Lakh scmd volumes commissioned in Q1 FY 2025
- Company has 6.3 lakh scmd industrial volumes signed and yet to be commissioned
- During Q1 FY 2025, company has connected further 37.4 thousand homes through piped natural gas
- Gujarat Gas continues to have a Credit Rating of AAA Stable / A1+ from CRISIL, CARE and India Ratings

Key Operational Indicators: Cumulative Numbers

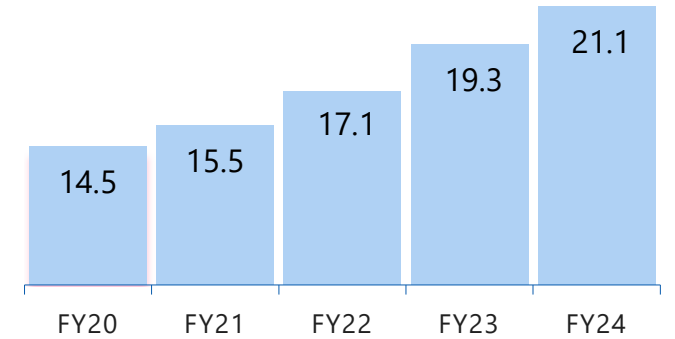
Industrial customers

4,396



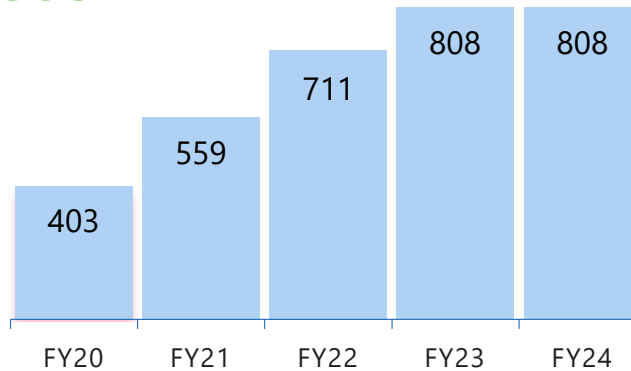
Domestic customers

21.1 Lakhs



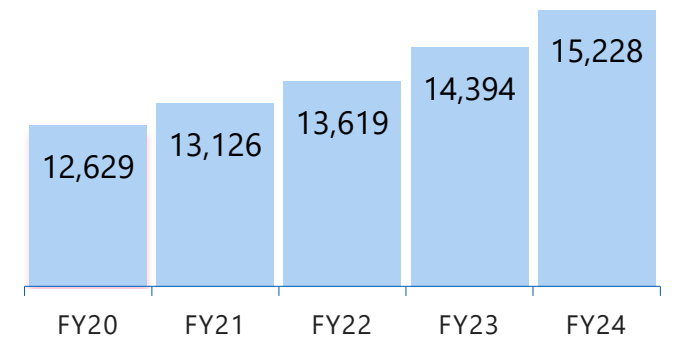
CNG

808



Commercial customers

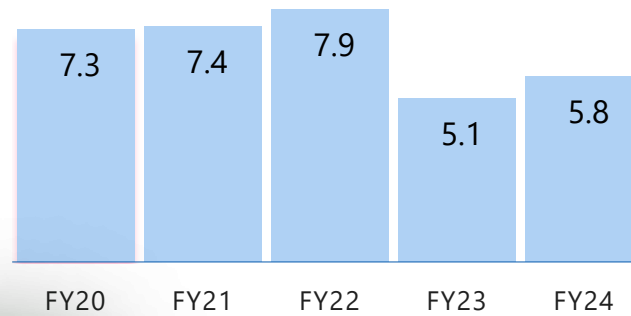
15,228



Gas Sales Volumes


Industrial

5.8 mmscmd



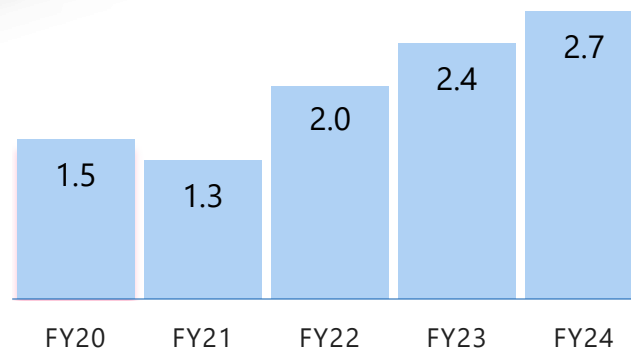
Domestic

0.71 mmscmd



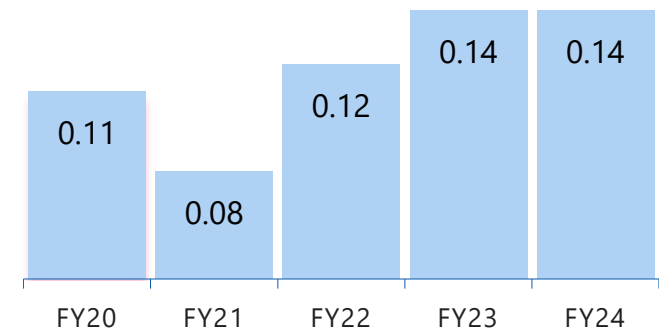
CNG

2.7 mmscmd



Commercial

0.14 mmscmd

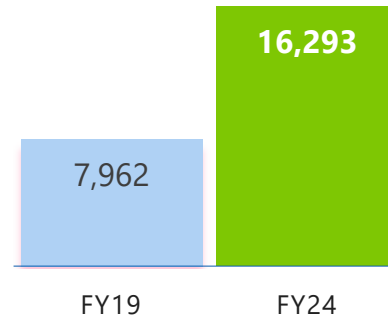


Standalone Financial Performance

Revenue from Operations

₹ 16,293 Crore

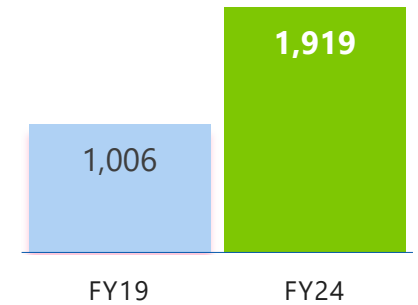
CAGR – 15%



EBITDA

₹ 1,919 Crore

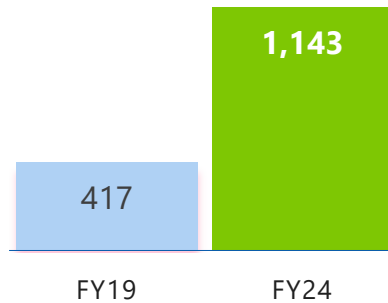
CAGR – 14%



Profit after Tax

₹ 1,143 Crore

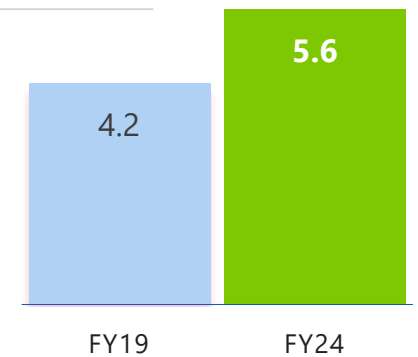
CAGR – 22%



EBITDA

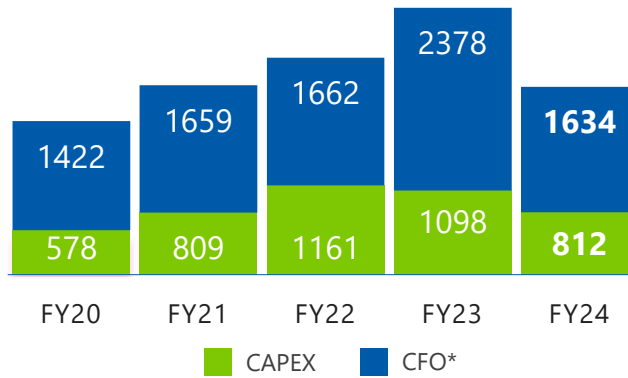
5.60 ₹/scm

CAGR – 6%



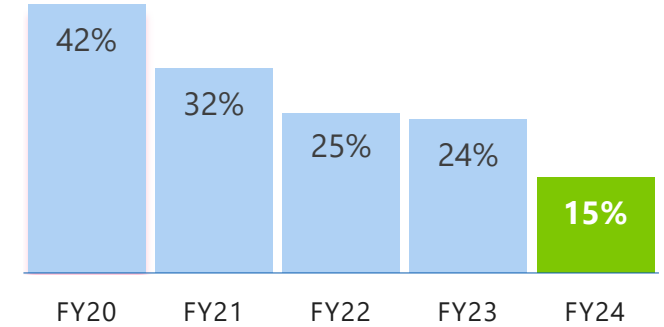
Shareholders' Value Creation

Capex & CFO

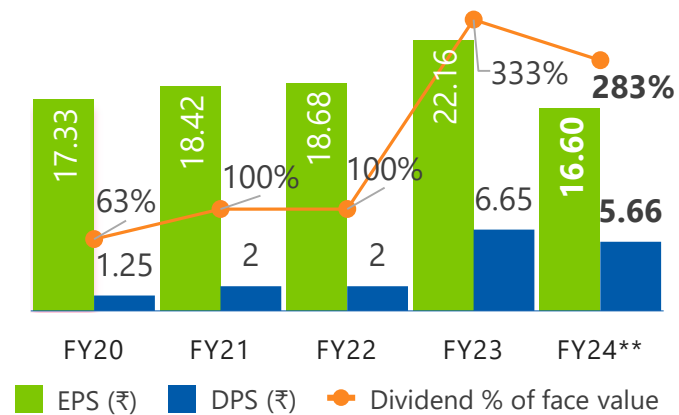


Return on Equity

15%

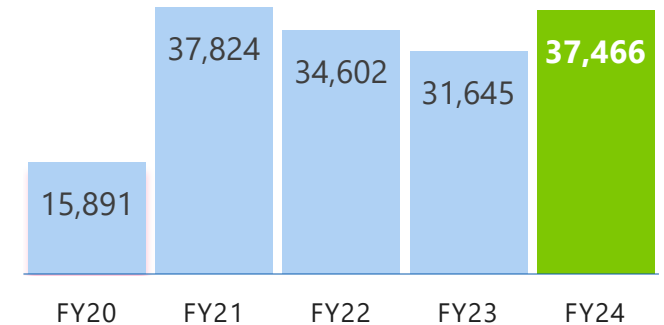


EPS & Dividend per Share



Market Capitalization

₹ 37,466 Crore



*CFO = Cash flow from operating activities
 ** Dividend to be approved by Shareholders

Recognition for Operational Excellence



'World's Most Trustworthy Companies 2023' by Newsweek and Statista amongst the listed firms in Energy and Utilities category



'SKOCH ESG Award 2024' in City Gas Distribution (CGD) Project



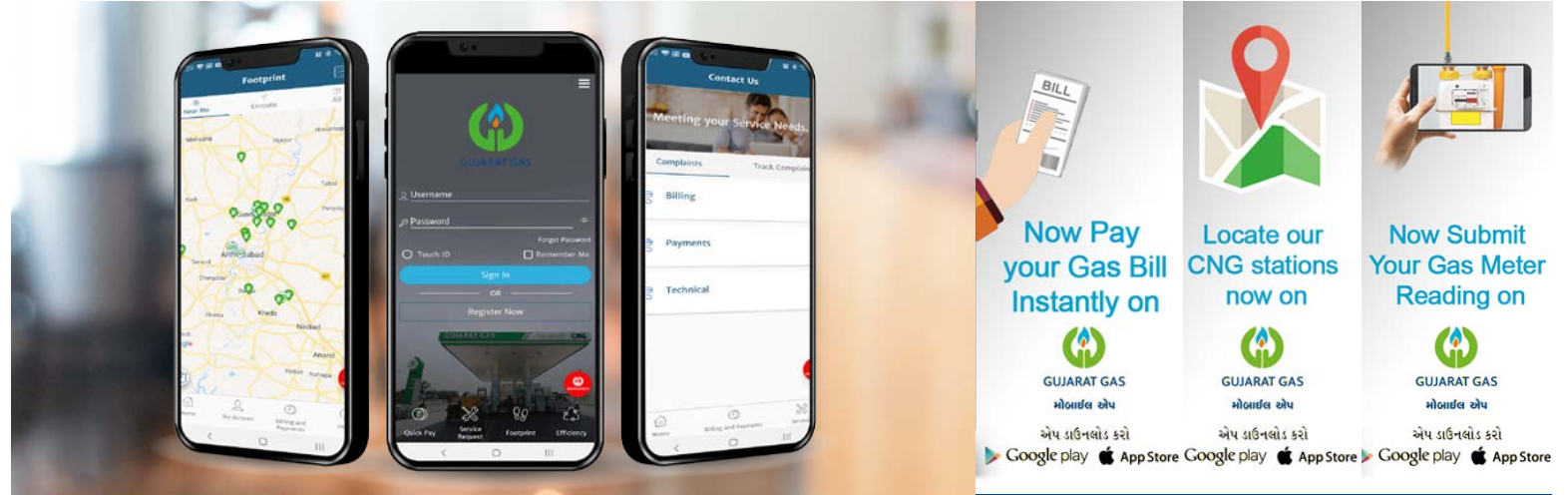
Ranked amongst the 'TOP 150 Wealth Creators 2024' by Dalal Street Investment Journal

Smart Meters at GIFT City and Other Digital Initiative



Smart Meter

Smart prepaid meter installed at GIFT City, Gandhinagar



Gujarat Gas Limited – Mobile App

Customer-friendly mobile app for the service of customers at their fingertips

Privilege of Giving Back to Society

Touching the lives of various sections of society through CSR initiatives




Gas Supply to Crematoriums

Free gas supply to more than 60 crematoriums across the operating areas of Gujarat Gas



Construction of a School Building

Kanya Ashram Shala in Tanki Village, Taluka Dharampur, District Valsad



Income generation activities in aspirational districts of Gujarat

Contribution for income generation activities like establishment of Mangalam Canteen, Customer Hiring Centers, Millet based value chain, Cattle Feed Unit, Micro Enterprise Development



Thank You



CNG Station



**Green Hydrogen
Blending with PNG at
NTPC, Kawas**



PNG in Industry



Natural Gas Skid



PNG - Domestic